

Disc scrubber driers

CT 80 Eco BT 55



Solution distribution from brush center avoids solution wastes.



Self-levelling mechanical system for an always perfect adherence between brush and floor.



Squeegee designed for the highest drying and productivity results.



Easy to use thanks to intuitive commands.



Deactivation and re-start of working function simply with a command on pedal. It includes brush and suction delayed stop for irregular working stages.



Brush, blades and suction hoses replacement without tools.



Exclusive technologies

TCL on board battery charger (optional)



Topping-up Charger Limiter allows the best recharge management of batteries. It can double their life by keeping the maximum performance during the operating time. Available also in stand alone version **BLS (Battery Life Saver)**.

Power Battery (optional)



Batteries with Gel technology which don't require maintenance. Very low levels of auto-discharge and made from almost completely recyclable materials.

Working programs (standard)



Solution supply possibility:

- in ECO mode for constant savings;
- in automatic mode according to machine speed.

Motors and suction brushes adjustment:


- further decrease of energy consumption;
- more noise reduction.



Detergent dosing system separated from water supply. It allows consistent savings on chemical products. Tank easily removable.




Anti-foam system with special electromechanical suction motor protection. Automatic suction stop when the tank is full.



Yellow operator maintenance areas. Brushes with maximum consumption indicator.



Tank can be easily tilted to check the internal areas of the machine.



Motor gear box, suction motor and electric components of high quality.

Main technical characteristics

Motors

- **Brush rotation:** independent oil bath motor gear box
- **Brush pressure:** on-off actuator
- **Suction:** 2 stages with stainless steel fans and shaft
- **Squeegee:** automatic lift during reverse
- **Traction:** motor wheel with parallel axis, 8% climbing rate

Plastics

- **Tanks:** great thickness high density polyethylene
- **Squeegee blades:** made in Latex usable on 4 sides
- **Hoses:** suction and discharge made in high resistance polyurethane
- **Wheels:** oil resistant

Other characteristics

- Nylon standard brushes with maximum consumption indicator
- Automatic brushes click-on/off
- Electronic solution flow adjustment
- Positioned in height discharge hose with flow adjustment (ø 50 mm)
- Tank cup with integrated chemical measuring
- Predisposition for "Acqua Stop" or filling hose kits
- Predisposition for accessories support

Mechanics

- **Chassis:** double treatment with galvanizing + die-casting
- **Bearings:** shielded against humidity and water seepages
- **Bolts and nuts:** made in stainless steel where there are water contacts

Electric system

- **Carbon brushes:** easily changeable
- **Boards:** equipped with protective film against water and humidity
- **Solenoid valve:** with Viton membrane resistant against chemical agents
- **Sensors:** solution and recovery water level protected against accidental impacts
- **Memory card:** for machine data log
- **Display:** of great dimensions, multi-language, complete with hour counter, battery level and working programs



Memory Card

It allows to memorize:

- Batteries charge cycles
- Motors absorptions

Code	Model	Scrubbing width (mm)	Squeegee width (mm)	Productivity (max speed) (m ² /h)	Brush no.	Solution tank (l)	Recovery tank (l)	Power supply	Max speed (Km/h)	Weight net (Kg)	Dimensions (LxWxH) (cm)
LPTB02679	CT 80 BT 55	550	710	3300	1	79	83	24 V (2x12 V) - 105 Ah (C5)	6	118	1310x673x1030

Example of accessories on request



Disc scrubber driers

CT 80

BT 60 - BT 70



Solution distribution from brush center avoids solution wastes.



Self-levelling electronic system for an always perfect adherence between brush and floor.



Squeegee designed for the highest drying and productivity results.



Easy to use thanks to intuitive commands.



Deactivation and re-start of working function simply with a command on pedal. It includes brush and suction delayed stop for irregular working stages.



Brushes, blades and suction hoses replacement without tools.



Exclusive technologies

TCL on board battery charger (optional)



Topping-up Charger Limiter allows the best recharge management of batteries. It can double their life by keeping the maximum performance during the operating time. Available also in stand alone version **BLS (Battery Life Saver)**.

Power Battery (optional)



Batteries with Gel technology which don't require maintenance. Very low levels of auto-discharge and made from almost completely recyclable materials.

Working programs (standard)



Solution supply possibility:

- in ECO mode for constant savings;
- in automatic mode according to machine speed.

Motors and suction brushes adjustment:


- further decrease of energy consumption;
- more noise reduction.



Detergent dosing system separated from water supply. It allows consistent savings on chemical products. Tank easily removable.




Anti-foam system with special electromechanical suction motor protection. Automatic suction stop when the tank is full.



Yellow operator maintenance areas. Brushes with maximum consumption indicator.



Tank can be easily tilted to check the internal areas of the machine.



Motor gear box, suction motor and electric components of high quality.

Main technical characteristics

Motors

- **Brush rotation:** independent oil bath motor gear box
- **Brush pressure:** actuator with pressure adjustment system
- **Suction:** 3 stages with stainless steel fans and shaft
- **Squeegee:** automatic lift during reverse
- **Traction:** motor wheel with parallel axis, 16% climbing rate

Plastics

- **Tanks:** great thickness high density polyethylene
- **Squeegee blades:** made in Latex usable on 4 sides
- **Hoses:** suction and discharge made in high resistance polyurethane
- **Wheels:** oil resistant

Other characteristics

- Nylon standard brushes with maximum consumption indicator
- Automatic brushes click-on/off
- Electronic solution flow adjustment
- Positioned in height discharge hose with flow adjustment (ø 50 mm)
- Tank cup with integrated chemical measuring
- Predisposition for "Acqua Stop" or filling hose kits
- Predisposition for accessories support

Mechanics

- **Chassis:** double treatment with galvanizing + die-casting
- **Bearings:** shielded against humidity and water seepages
- **Bolts and nuts:** made in stainless steel where there are water contacts

Electric system

- **Carbon brushes:** easily changeable
- **Boards:** equipped with protective film against water and humidity
- **Solenoid valve:** with Viton membrane resistant against chemical agents
- **Sensors:** solution and recovery water level protected against accidental impacts
- **Memory card:** for machine data log
- **Display:** of great dimensions, multi-language, complete with hour counter, battery level and working programs



Memory Card

It allows to memorize:

- Batteries charge cycles
- Motors absorptions

Code	Model	Scrubbing width (mm)	Squeegee width (mm)	Productivity (max speed) (m²/h)	Brush no.	Solution tank (l)	Recovery tank (l)	Power supply	Max speed (Km/h)	Weight net (Kg)	Dimensions (LxVxH) (cm)
LPTB02680	CT 80 BT 60	600	942	3600	2	79	83	24 V (4x6 V) - 180 Ah (C5)	6	134	1310x675x1030
LPTB02681	CT 80 BT 70	700	942	4200	2	79	83	24 V (4x6 V) - 180 Ah (C5)	6	145	1310x760x1030

Example of accessories on request

